

# HELLO!

Thank you for downloading my free notebook! When I first started out with digital note taking and planning, it was hard to find free items to play around with so I hope this notebook helps you get started.

On the next page you will find a few basic papers, including white and dark, along with some lists and alternate cover options. At my website and shop I offer many more paper and color options, plus some quick and helpful GoodNotes Tutorials if you are a beginner.


Enjoy!

CONTINUE


## // INSTRUCTIONS

Browse the paper options and covers with the hyperlinked images below. When you find a paper you'd like to use, simply copy the page and then navigate to the location where you would like to place the new paper and add it. Remember pages are unlimited and can be copied as many times as you'd like!

Use the Contents Tab to build your table of contents for easy navigation. Each colored heading links to the coordinating divider tab. Use the additional lines provided to list each tab's page.



MEDIUM LINES




MEDIUM LINES DARK




BLANK




BLANK DARK



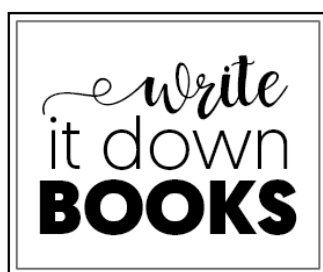



GRAPH SMALL



DOT GRID SMALL

NOTES &  
CHECKLIST2 COLUMN LISTS  
& DOT GRID

## // EXTRA COVERS



I hope this free notebook helps to keep you organized! You can find lots more digital items and tutorials by following me below. Please use coupon code "THANK10" on any future items.

-Erika





Handwriting practice lines for the first column, consisting of 25 horizontal dotted lines.

Handwriting practice lines for the second column, consisting of 25 horizontal dotted lines.

Handwriting practice lines for the third column, consisting of 25 horizontal dotted lines.























--	--

--

--

--



☐

☐

☐

☐

☐

☐

☐

☐

☐

☐

☐

☐

☐

☐

☐

☐

☐

☐

☐

☐

☐

☐

☐

☐

☐

☐

A handwriting practice sheet featuring ten rows of three horizontal lines (top, middle, and bottom) each. Each row starts with a small square box, likely for writing the letter 'a' or 'b' to practice letter formation and alignment. The lines are evenly spaced and extend across the width of the page.

